

BN 15 417 744 511 AON 123 405 078
 0-9 Woodlands Drive
 Braeside Victoria 3195
 Phone: (03) 9580 2296 Fax: (03) 9580 9027
 Email: sales@zeevmanufacturing.com.au

wrap cabinets
 hand load.



ZEEV
 MANUFACTURING

SMART | CLEVER | FUNCTIONAL

QUOTE / ORDER

Customer Name: N/A Mobile: _____ Date: ___/___/___
 Company Name: _____ Address: _____ Job Ref: _____
 Delivery Address: _____

Date Required: ___/___/___ PREPARED BY: _____

Supply Carcass Only Carcass & Door Hardware

Construction Method	x	Drilling		
External Back	✓	General Ball Bearing	x	Hardware Supply
Internal Back		Soft Close B/Barring		Runners
Rail Top		Tandem Box		Hinges
Solid Top		Metabox	500 MM	Plastic Legs
Finger Pull Rail Front		Tandem For Wood		
Finger Pull L Shape		Hinge holes on back of Doors		

Gaps: when door size not specified. Gaps of 3mm top of door to under bench top and 2mm vertical and horizontal gaps assumed.

Door Name: No hole for hinges plate Edge Profile: _____
 Colour: _____ Finish: _____

Line #	Description	QTY	Height (mm)	Width (mm)	Depth (mm)	Door Qty		Drawer Qty		Detail
						H	W	H	W	
1	CW STD	1	420	1000	380					1 Sh.
2	Tall cabinet pantry	1	2100	850	600					4 Sh.
3	CB D2	1	720	950	575					356.5
4	CB 90 CRN	1	720	1102	834					2 Equal Draw's
5	CB APPUBO	1	720	600	575					1 SH.
6	CB D2	1	720	300	575					100 MM Back Rail 70 MM Front Rail.
7	CB 90 CRN	1	720	970	936					356.5 2 Equal Draw's
8	CB STD	1	720	435	575					1 Sh.
9	CB US HP	1	720	870	575					1 Sh.
10	CB D3	1	720	850	575					No SH.
11	CB STD	1	720	825	575					146 MM 282.5 2 Equal
12	CW STD	1	760	401	280					1 Sh.
13	CW STD	2	760	802	280					2 SH.
14	CW STD	2	740	741	280					2 SH.
15	CB US HP	1	720	972	555					1 Sh.

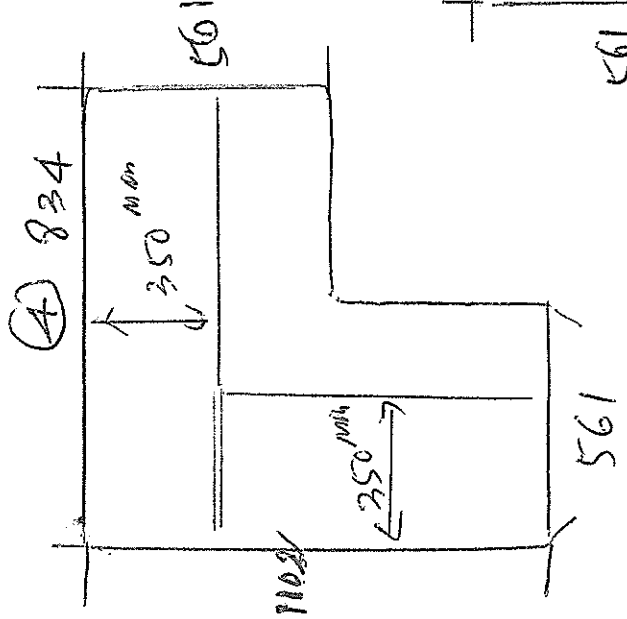
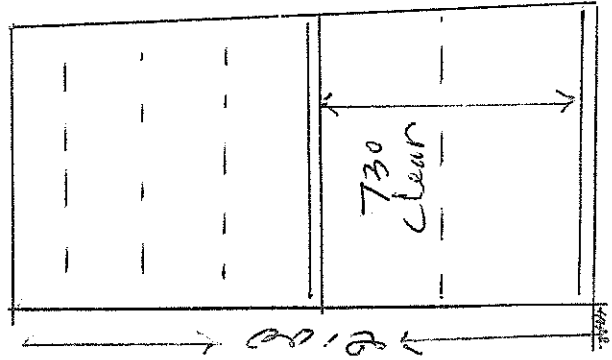
*All carcasses 18mm thick end edge with 1 mm ABS edging

* Doors are 18mm MDF double sided white satin MF

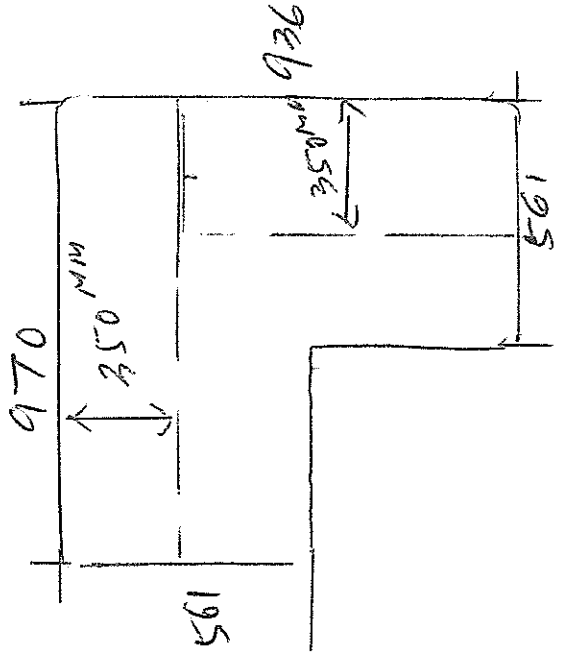
OM 30
224427
33 W0

② ④ ⑦ corner cabinet.

②



⑦





SMART | CLEVER | FUNCTIONAL

DOOR ORDER FORM

Order#:	Order Date:	Date Req:	Office Use Only
Company Name:			Invoice#
Company Address:			Proc.By
			Proc.Date
Person Ordering:			Order#
Customer Ref / Def Address:			Fax:
Door Name			Mob:

White OS 18mm MDP MR

No holes for doors and Drawers front

Paint Colour	Finish	Edge Mould
		A B C D E F Other

Line No	Qty	Height (mm)	Width (mm)	Edge Details				Hinge Information				Description (Detail Painted Surfaces)	
				AR	T	B	L	R	T	B	L		R
1	2	430	496.5										F/Doors.
2	2	2100	421										D/D
3	2	356.5	945										D/F
4	1	716	517										C/D
5	1	716	255										C/D
6	2	356.5	295										D/F
7	1	716	392										C/D
8	1	716	353										" "
9	3	716	432										Doors.
10	1	146	847										D/Front.
11	2	282.5	847										" "
12	2	716	409.5										Doors
13	5	770	398.5										Door/o.
14	2	620	2250										panel
15	1	620	2150										" "
16	1	2066	595										Substrate
17	1	2137	595										" "
18	1	2510	595										" "
19	1	825	595										" "
20													

"AR" = Edge code specified on all edges "TBLR" = Edge Code Specified "S" = Square Edge Painted
 "N" = Square edge NOT painted "U" = 3mm Double pencil round with 100mm (or as specified) return
 "G" = Square edge painted with + 100 mm return
 "S/S" = Panel painted Single Side or one face "D/S" = Panel painted Double Sided or both faces

Completed By:	Date:
---------------	-------



DOOR ORDER FORM

Order#:	Order Date:	Date Rec:	Office Use Only
Company Name:	NHA		Invoiced#
Company Address:			Proc.By
			Proc.Date
Person Ordering:	Tel:		Order#
Customer Ref / Del Address:			Fax:
			Mob:

Door Name	White DS 18mm MDF MR		
Paint Colour	Finish	No holes for hinges doors.	
	1mm edging	Edge Mould	A B C D E F Other

Line No	Qty	Height (mm)	Width (mm)	Edge Details					Hinge Information				Description (Detail Painted Surfaces)
				AR	T	B	L	R	T	B	L	R	
1	4	750	364	✓	✓	✓	✓	✓	Doors				
2	1	750	350			✓	✓		panel				
3	2	716	484	✓	✓	✓	✓	✓	Doors				
4	1	883	575				✓		panel				
5													
6													
7													
8													
9													
10													
11													
12													
13													
14													
15													
16													
17													
18													
19													
20													

"AR" = Edge code specified on all edges "TBLR" = Edge Code Specified "S" = Square Edge Painted
 "N" = Square edge NOT painted "U" = 3mm Double pencil round with 100mm (or as specified) return
 "Q" = Square edge painted with + 100 mm return
 "S/S" = Panel painted Single Side or one face "D/S" = Panel painted Double Sided or both faces

Completed By:	Date:
---------------	-------