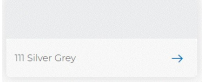






PRODUCT SCHEDULE - KITCHEN

Sujata + Keith Joshi
41 Newton Street
Kensington VIC 3031


| PRODUCT SPECIFICATIONS - SUPPLIED BY THE INSIDE PROJECT | | | | | | | |
|---|----------------|--|---|--------|----------------|----------|---|
| ITEM | SUPPLIER/BRAND | IMAGE | NAME | CODE | FINISH/TYPE | QTY | SIZE |
| Wall Grout | Mapei |  | Silver Grey | 111 | N/A | N/A | N/A |
| LED Strip Light | ANE Electrics | N/A | LED Strip Kit with Driver Warm Light Under Overheads | N/A | N/A | 5 L/M | N/A |
| Aluminium Extrusion | ANE Electrics | N/A | Low Profile Aluminium Extrusion | N/A | N/A | 2 | 18mmW x 9mmD x 2500mmL |
| FLOORING - SUPPLIED BY CLIENT | | | | | | | |
| ITEM | SUPPLIER/BRAND | IMAGE | NAME | CODE | FINISH/TYPE | QTY | SIZE |
| Timber Flooring | Havwoods |  | Professional V Collection Mascot Rustic 190mm 1-Strip | HW6200 | Matt Lacquered | N/A | 190mm x 1910mm x 14.5mm Thick Overall Thickness inc. Glue: Approx. 17mm |

PRODUCT + APPLIANCE SPECIFICATIONS - SUPPLIED BY CLIENT


| ITEM | SUPPLIER/BRAND | IMAGE | NAME | CODE | FINISH/TYPE | QTY | SIZE |
|------------------------------------|--------------------------------------|---|--|------------------------|-----------------|-------------------------|--|
| Splashback Tiles (Sink Wall) | National Tiles (BY CLIENT) |  | Costa Nova Tansy Pressed Edge Ceramic Horizontal Stack Lay <i>Sold in 0.5sqm Box Lots</i> | NT22-1339WP | Matt | 1.0 SQM (2 Boxes) | 50mm x 200mm (10mm Thick) |
| Splashback Tiles (Cooktop Wall) | National Tiles (BY CLIENT) |  | Costa Nova White Pressed Edge Ceramic Horizontal Stack Lay <i>Sold in 0.5sqm Box Lots</i> | NT22-1335WP | Matt | 2.0 SQM (4 Boxes) | 50mm x 200mm (10mm Thick) |
| Mixer Tap | ABI Interiors (BY CLIENT) |  | Elysian Kitchen Mixer | 10258 | Brushed Nickel | 1 | N/A |
| Sink | Memo (BY CLIENT) |  | Hugo 1 & 3/4 Bowl Sink 1 Taphole Right Hand Bowl with Drainer | Reece Code: 2403006 | Stainless Steel | 1 | Overall: 1194mmL x 484mmW x 228mmH |
| Dishwasher | Smeg (BY CLIENT) | N/A | Re-Use Existing | DWA315X | N/A | 1 | Overall: 596mmD x 598mmW x 850mmH |
| Fridge | LG (BY CLIENT) | N/A | Re-Use Existing | GT-515SDC | N/A | 1 | Overall: 730mmD x 780mmW x 1730mmH |





| | | | | | | | |
|-------------------------|---------------------------------------|---|---|--|-------|---|---|
| Oven | Bosch (BY CLIENT) |  | Series 8 Built-In Oven | HBG6753B1A | Black | 1 | Overall: 548mmD x 594mmW x 595mmH |
| Microwave | LG (BY CLIENT) |  | 42L NeoChef Smart Inverter 1200W | MS4296OBC | Black | 1 | Overall: 434mmD x 540mmW x 310mmH |
| Cooktop | Bosch (BY CLIENT) |  | Series 8 Flex Induction | PXE875DC1E | Black | 1 | Overall: 527mmD x 816mmW x 51mmH |
| Undermount Rangehood | Bosch OR Sirius (BY CLIENT) | TBC | Model TBC after Demolition Stage when Ducting Options are confirmed | OPTION 1: Recirculating Bosch DHL895DAU OPTION 2: Ducted with External Motor Sirius SL926DLTM850 | TBC | 1 | Overall: mmL x mmW x mmH |





STONE SPECIFICATIONS - SUPPLIED & INSTALLED BY THE STONEMASON


| ITEM | SUPPLIER/BRAND | IMAGE | NAME | CODE | FINISH/TYPE | QTY | SIZE |
|----------|----------------|---|---|------|-------------|-----|---------------------------------|
| Benchtop | Caesarstone |  | Porcelain Snowdrift 12mm Square Arris Polished Edge | 501 | Honed | N/A | Sizes & Cutouts As Per Drawings |

JOINERY & HARDWARE SPECIFICATIONS - SUPPLIED BY THE INSIDE PROJECT CABINETMAKER




| ITEM | SUPPLIER/BRAND | IMAGE | NAME | CODE | FINISH/TYPE | QTY | SIZE |
|---|--------------------------------|---|---|------|-------------------------|-----|------|
| Benchtop Templates | Cabinetmaker's Preferred Brand | N/A | 3mm MDF | N/A | Raw | N/A | N/A |
| Carcases | Cabinetmaker's Preferred Brand | N/A | 16mm Pre-Finished Melamine Board Colour: Carcase White Edge: 1mm Matching PVC Note to Cabinetmaker: All carcasses to have solid tops due to 12mm Porcelain Benchtops | N/A | Standard Carcase Finish | N/A | N/A |
| LAM1 Island Cabinets inc. Kickers | Laminex |  | 16mm Pre-Finished Melamine Board Colour: Bayleaf Edge: 1mm Matching PVC Note to Cabinetmaker: Shadowline under benchtop overhang required to support 12mm Porcelain. Check around end panels so shadowline is set in 10mm from benchtop edges | N/A | Natural | N/A | N/A |

| | | | | | | | |
|--|-----------------------------------|---|--|-----|--|-----|--|
| LAM2 Overhead Cabinets inc. Walloven Tower | Polytec |  | 16mm Pre-Finished Melamine Board Colour: Tasmanian Oak Grain Direction: Vertical Edge: 1mm Matching PVC <i>Note: Floating Shelf to be 32mm Laminated</i> | N/A | Woodmatt | N/A | N/A |
| LAM3 Remaining Cabinets inc. Fridge/Pantry Area + Kickers | Laminex |  | 16mm Pre-Finished Melamine Board Colour: Chalk White Edge: 1mm Matching PVC | N/A | Natural | N/A | N/A |
| Bulkheads (Sink/Cooktop Area) | Cabinetmaker's Preferred Brand | N/A | 18mm MDF | N/A | Raw To Be Finished with Cornice + Painted | N/A | N/A |
| Shadowline (Fridge/Pantry Area) | Laminex | N/A | LAM3 - Chalk White (Match Cabinets) | N/A | Natural | N/A | N/A |
| Inner Drawer Runners | Blum |  | Merivobox - Gallery Rail Maximum Drawer Side Height to Suit Drawer Fronts | N/A | Silk White | N/A | Maximum Drawer Depth to Suit Cabinets |
| Remaining Drawer Runners | Blum |  | Merivobox - Gallery Rail Maximum Drawer Side Height to Suit Drawer Fronts | N/A | Silk White | N/A | Maximum Drawer Depth to Suit Cabinets |
| Hinges | Blum | N/A | Soft Close | N/A | N/A | N/A | N/A |

| | | | | | | | |
|---|--------|---|---|-------------------------------|------------------------------|-----|---|
| Push To Open Above Fridge/Ovens, Tech Cabinet + Back of Island | Blum | N/A | Tip-On Long Pin | N/A | White | 7 | N/A |
| H1 Pantry Doors + Base Doors/Drawers | Kethy |  | Ealing - Pull Handles PANTRY DOORS Placed Vertically - 50/50 BASE DOORS/DRAWERS Placed Horizontally Doors: 50/50 Drawers: 50/Centre | D899/160/SE | Stainless Effect | 17 | 160mm Centres |
| Fingerpull (Sink Overhead Cabinets) | N/A | N/A | Bevelled Edge to Doors + Under Panel | N/A | N/A | N/A | N/A |
| Fingerpull (Cooktop Overhead Cabinets) | N/A | N/A | 10mm Drop Doors | N/A | N/A | N/A | N/A |
| Built-In Bin | Hafele |  | Hailo Euro Cargo ST45 2 x 38L Built-In Bins <i>Note: comes with soft close full extension runner</i> | 503.70.332 | Anthracite | 1 | Suits 450mmW Cabinet |
| Cutlery Tray | Blum |  | AmbiaLine | 1-455-230 (Lincoln Sentry) | Silk White | 1 | 300mmW Suits 500mmNL Drawer Runners |
| Corner Mechanism | Hafele |  | LeMans II - Arena Style 2 x Soft Close Trays Swivels Left | 541.32.621 | Bright Chrome + Ice White | 1 | Suits 450mmW Door |

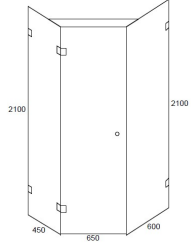


| | | | | | | | |
|---|--------|---|---|------------|-----------|---|--|
| Bulkhead Vent (For Recirculating Rangehood) | Hafele |  | Aluminium Ventilation Grill 200 cm2 For Press Fitting | 575.25.937 | Aluminium | 1 | Seen Size: 550mmW x 80mmH Cut-Out: 528mmW x 65mmH |
|---|--------|---|---|------------|-----------|---|--|

PAINT SPECIFICATIONS - PAINTING BY CLIENT






| ITEM | SUPPLIER/BRAND | IMAGE | NAME | CODE | FINISH/TYPE | QTY | SIZE |
|----------|-----------------------------|---|--|------|-----------------------|-----|------|
| Ceilings | Dulux (BY CLIENT) |  | Lexicon Quarter Ceiling White | N/A | Flat | N/A | N/A |
| Walls | Dulux (BY CLIENT) |  | Snowy Mountains Wash & Wear | N/A | Low Sheen | N/A | N/A |
| Woodwork | Dulux (BY CLIENT) |  | Lexicon Quarter Aquanamel (Water Based) | N/A | Semi Gloss (Satin) | N/A | N/A |

PRODUCT SCHEDULE - ENSUITE INC. UPSTAIRS SKYLIGHT

Sujata + Keith Joshi
 41 Newton Street
 Kensington VIC 3031




| SKYLIGHT SPECIFICATIONS - SUPPLIED BY THE INSIDE PROJECT | | | | | | | |
|--|------------------------|---|--|--------|--|-----|---|
| ITEM | SUPPLIER/BRAND | IMAGE | NAME | CODE | FINISH/TYPE | QTY | SIZE |
| Skylight | Velux | N/A | Fixed skylight with custom made flashings (Woodland Grey) | FS C04 | Clear Double Glazed | 1 | 550mm x 980mm |
| PRODUCT SPECIFICATIONS - SUPPLIED BY THE INSIDE PROJECT | | | | | | | |
| ITEM | SUPPLIER/BRAND | IMAGE | NAME | CODE | FINISH/TYPE | QTY | SIZE |
| Shower Screen | Clearly Frameless |  | Frameless Corner Enclosure with Overhead Glass Support Brushed Nickel Knob Left Hinged 650mmW Door | N/A | 10mm Clear Glass (Green Tinge) Brushed Nickel Brackets | 1 | Approximately 2100mmH x 910mmW x 1060mmL |
| Strip Drain | Linear Grate Solutions |  | Lauxes Linear Tile Insert Grate | N/A | Stainless Steel | 1 | 1100mm (cut down to suit shower size) 50mm Waste |
| All Grout | Mapei |  | Beige | 132 | N/A | N/A | N/A |

PRODUCT SPECIFICATIONS - SUPPLIED BY CLIENT

| ITEM | SUPPLIER/BRAND | IMAGE | NAME | CODE | FINISH/TYPE | QTY | SIZE |
|-----------------------|--------------------------------------|---|--|-----------------------------------|---|----------------------------|-------------------------------|
| Wall + Floor Tiles | National Tiles (BY CLIENT) |  | Mystone Travertino Classico Rectified Porcelain <i>Sold in 1.08sqm Box Lots</i> | NT21-4406FL | Matt | 12.96 SQM (12 Boxes) | 600mm x 600mm (10mm Thick) |
| Pre-Fab Vanity | Timberline (BY CLIENT) |  | Timberline Nevada Plus 900mm Wall Hung Alpha Ceramic Basin - 1TH With Overflow Ova 200mm Brushed Nickel Pull | N/A | White Gloss Top Tassie Oak Texture/ Tasmanian Oak Woodmatt Cabinet | 1 | 900mmW x 460mmD x 520mmH |
| Basin Mixer | ABI Interiors (BY CLIENT) |  | Alano Basin Mixer | 10133 | Brushed Nickel | 1 | N/A |
| Basin Waste | Base (BY CLIENT) |  | 32mm/40mm x 80mm Plug & Waste With Overflow | Reece Code: 2260939 | Polished Chrome | 1 | 32mm/40mm |
| Toilet Suite | Caroma (BY CLIENT) |  | Luna Wall Faced Rimless (Cleanflush) Suite Back Inlet - Universal Trap Soft Close Quick Release Seat | 844820W Reece Code: 2002618 | White | 1 | N/A |

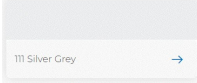


| | | | | | | | |
|--------------------|--------------------------------------|---|--|---|----------------|---|--------------------|
| Rail Shower | ABI Interiors (BY CLIENT) |  | Milani Rail with 3-Function Round Hand Shower | 1 x 10221 (Hose) 1 x 11769 (Head) 1 x 14096 (Rail) 1 x 10388 (Inlet) | Brushed Nickel | 1 | 700mm Overall Rail |
| Shower Mixer | Brand (BY CLIENT) |  | Alano Wall Mixer | 12254 | Brushed Nickel | 1 | N/A |
| Shower Shelf | Phoenix (BY CLIENT) |  | Vivid Slimline Metal Shelf | 111-8600-40 | Brushed Nickel | 1 | 370mm Centres |
| Toilet Roll Holder | ABI Interiors (BY CLIENT) |  | Milani Toilet Roll Holder | 11675 | Brushed Nickel | 1 | N/A |
| Towel Rail | Brand (BY CLIENT) |  | Milani Single Towel Rail | 11677 | Brushed Nickel | 2 | 600mm Overall |
| Mirror | Life Interiors (BY CLIENT) |  | Middle of Nowhere Flynn Round Mirror 80cm - White | N/A | Matt White | 1 | 800mm Diameter |







PAINT SPECIFICATIONS - PAINTING BY CLIENT

| ITEM | SUPPLIER/BRAND | IMAGE | NAME | CODE | FINISH/TYPE | QTY | SIZE |
|----------|-----------------------------|---|--|------|-----------------------|-----|------|
| Ceilings | Dulux (BY CLIENT) |  | Lexicon Quarter Ceiling White | N/A | Flat | N/A | N/A |
| Walls | Dulux (BY CLIENT) |  | Lexicon Quarter Wash & Wear | N/A | Low Sheen | N/A | N/A |
| Woodwork | Dulux (BY CLIENT) |  | Lexicon Quarter Aquanamel (Water Based) | N/A | Semi Gloss (Satin) | N/A | N/A |

PRODUCT SCHEDULE - POWDER

Sujata + Keith Joshi
 41 Newton Street
 Kensington VIC 3031

| PRODUCT SPECIFICATIONS - SUPPLIED BY THE INSIDE PROJECT | | | | | | | |
|---|--------------------------------------|--|--|-------------|----------------|-------------------------------------|---|
| ITEM | SUPPLIER/BRAND | IMAGE | NAME | CODE | FINISH/TYPE | QTY | SIZE |
| Wall Grout | Mapei |  | Silver Grey | 111 | N/A | N/A | N/A |
| FLOORING - SUPPLIED BY CLIENT | | | | | | | |
| ITEM | SUPPLIER/BRAND | IMAGE | NAME | CODE | FINISH/TYPE | QTY | SIZE |
| Timber Flooring | Havwoods |  | Professional V Collection Mascot Rustic 190mm 1-Strip | HW3200 | Matt Lacquered | N/A | 190mm x 1910mm x 14.5mm Thick Overall Thickness inc. Glue: Approx. 17mm |
| PRODUCT SPECIFICATIONS - SUPPLIED BY CLIENT | | | | | | | |
| ITEM | SUPPLIER/BRAND | IMAGE | NAME | CODE | FINISH/TYPE | QTY | SIZE |
| Splashback Tiles | National Tiles (BY CLIENT) |  | Costa Nova White Pressed Edge Ceramic Horizontal Stack Lay <i>Sold in 0.5sqm Box Lots</i> | NT22-1335WP | Matt | Included in Kitchen Allowance | 50mm x 200mm (10mm Thick) |

| | | | | | | | |
|--------------------|-------------------------------------|---|---|-----------------------------------|--|---|-----------------------------|
| Pre-Fab Vanity | ADP (BY CLIENT) |  | Tiny Semi-Recessed Wall Hung Vanity 400mm Right Hinged - 1TH on LHS | TINSR0400 | White Gloss Top Tasmanian Oak Woodmatt Cabinet | 1 | 405mmW x 285mmD x 510mmH |
| Basin Mixer | ABI Interiors (BY CLIENT) |  | Alano Basin Mixer | 10133 | Brushed Nickel | 1 | N/A |
| Basin Waste | ADP (BY CLIENT) |  | Universal Ultra Mushroom Waste | PWMMUSHGW-50 | Gloss White + Chrome | 1 | 40mm |
| Toilet Suite | Caroma (BY CLIENT) |  | Luna Wall Faced Rimless (Cleanflush) Suite Back Inlet - Universal Trap Soft Close Quick Release Seat | 844820W Reece Code: 2002618 | White | 1 | N/A |
| Toilet Roll Holder | ABI Interiors (BY CLIENT) |  | Milani Toilet Roll Holder | 11675 | Brushed Nickel | 1 | N/A |
| Hand Towel | ABI Interiors (BY CLIENT) |  | Milani Hand Towel Rail | 11676 | Brushed Nickel | 1 | 220mm Overall |

| Mirror | Timberline (BY CLIENT) |  | Oxford (No Lighting Kit) | N/A | Satin White | 1 | 480mm Diameter |
|---|----------------------------------|---|--|------|-----------------------|-----|----------------|
| PAINT SPECIFICATIONS - PAINTING BY CLIENT | | | | | | | |
| ITEM | SUPPLIER/BRAND | IMAGE | NAME | CODE | FINISH/TYPE | QTY | SIZE |
| Ceilings | Dulux (BY CLIENT) |  | Lexicon Quarter Ceiling White | N/A | Flat | N/A | N/A |
| Walls | Dulux (BY CLIENT) |  | Snowy Mountains Wash & Wear | N/A | Low Sheen | N/A | N/A |
| Woodwork | Dulux (BY CLIENT) |  | Lexicon Quarter Aquanamel (Water Based) | N/A | Semi Gloss (Satin) | N/A | N/A |