






WATTLE HOUSE - INTERIOR FINISHES, FIXTURES & EQUIPMENT SCHEDULE











| | |
|-------------------------|--|
| PROJECT LOCATION | 33 WATTLE VALLEY ROAD, CANTERBURY VIC 3126 |
| PROJECT TYPE | HOUSE RENOVATION |
| PROJECT STATUS | CONSTRUCTION STAGE |
| DESIGNER | JOSEPHINE LESIC (STUDIO JOSEPHINE) |
| DESIGNER CONTACT | 0400 776 942 |
| CLIENT | LUCY DAVIES & JAMES TOSTEVIN |
| CLIENT CONTACT | 0438 075 261 |
| BUILDER | RON HARTLEY (R&T HARTLEY CONSTRUCTION) |
| BUILDER CONTACT | 0417 375 575 |
| DOCUMENT | FF&E SCHEDULE |
| DATE OF ISSUE | 29-04-25 (REVIEWED & APPROVED BY CLIENT) |











1. SANITARY SCHEDULE











IMPORTANT NOTE










ALL ITEMS PURCHASED & SUPPLIED BY CLIENT UNLESS SPECIFIED OTHERWISE BELOW

| CODE | ITEM | DESCRIPTION & SUPPLIER | QUANTITY | LINK | IMAGE |
|-------------|-------------------------|--|----------|---|---|
| POWDER ROOM | | | | | |
| | BASIN SPOUT | Winning Appliances Astra Walker ASSEMBLE 200MM WALL SPOUT IB Colour: Iron Bronze | 1 | |  |
| | BASIN WALL MIXER | Winning Appliances Astra Walker ICON WALL MIXER Colour: Iron Bronze | 1 | |  |
| 727550001 | BASIN | Winning Appliances ITALY BASIN 55x38 UNDERCOUNTER | 1 | |  |
| 233504 | BASIN WASTE | Winning Appliances Silfra Ceramic Up & Down Waste With 39901024 Rubber Washer 60x42x6mm | 1 | |  |
| A82.63.13 | HAND TOWEL HOOK | Winning Appliances Astra Walker SPRING ROBE HOOK I/B | 1 | https://astrawalker.com.au/product/a82-63/ |  |

| | | | | | |
|-----------------------|----------------------------|--|---|---|---|
| 213430 | TOILET | <p>Winning Appliances</p> <p>Catalano Sfera Rimless Wall Hung Toilet</p> | 1 | |  |
| A99.92.13 | TOILET BUTTON | <p>Winning Appliances</p> <p>Astra Walker FLUSH PLATE IRON BRONZE</p> <p>Colour: Iron Bronze</p> | 1 | https://astrawalker.com.au/product/a99-92/ |  |
| A99.40 | CISTERN | <p>Winning Appliances</p> <p>Astra Walker In-Wall Cistern with Frame to suit wall hung Toilet Pan, suitable for front press Flush Plate Installation</p> | 1 | https://astrawalker.com.au/product/a99-40/ |  |
| A82.61.13 | TOILET ROLL HOLDER | <p>Winning Appliances</p> <p>Astra Walker SPRING PAPER HOLDER I/B</p> <p>Colour: Iron Bronze</p> | 1 | https://astrawalker.com.au/product/a82-61/ |  |
| A69.78.13 | TOILET BRUSH HOLDER | <p>Winning Appliances</p> <p>Astra Walker WALL MOUNTED TOILET BRUSH HOLDER</p> <p>Colour: Iron Bronze</p> | 1 | https://astrawalker.com.au/product/a69-78/ |  |
| MASTER ENSUITE | | | | | |
| A81.06.S.13 | BASIN SPOUT | <p>Winning Appliances</p> <p>Astra Walker ASSEMBLE 200MM WALL SPOUT IB</p> <p>Colour: Iron Bronze</p> | 2 | https://astrawalker.com.au/product/a81-06-s-3/ |  |
| A69.48.13 | BASIN WALL MIXER | <p>Winning Appliances</p> <p>Astra Walker ICON WALL MIXER</p> <p>Colour: Iron Bronze</p> | 2 | https://astrawalker.com.au/product/a69-48/ |  |
| 727550001 | BASIN | <p>Winning Appliances</p> <p>ITALY BASIN 55x38 UNDERCOUNTER</p> | 2 | |  |
| 233504 | BASIN WASTE | <p>Winning Appliances</p> <p>Silfra Ceramic Up & Down Waste</p> <p>With 39901024 Rubber Washer 60x42x6mm</p> | 2 | |  |
| A82.63.13 | HAND TOWEL HOOK | <p>Winning Appliances</p> <p>Astra Walker SPRING ROBE HOOK I/B</p> | 2 | https://astrawalker.com.au/product/a82-63/ |  |

| | | | | | | |
|--------------------|--------------------------------------|--|---|---|--|---|
| 213430 | TOILET | <p>Winning Appliances</p> <p>Catalano Sfera Rimless Wall Hung Toilet</p> | 1 | | |  |
| A99.92.13 | TOILET BUTTON | <p>Winning Appliances</p> <p>Astra Walker FLUSH PLATE IRON BRONZE</p> <p>Colour: Iron Bronze</p> | 1 | https://astrawalker.com.au/product/a99-92/ | |  |
| A99.40 | CISTERN | <p>Winning Appliances</p> <p>Astra Walker In-Wall Cistern with Frame to suit wall hung Toilet Pan, suitable for front press Flush Plate Installation</p> | 1 | https://astrawalker.com.au/product/a99-40/ | |  |
| A82.61.13 | TOILET ROLL HOLDER | <p>Winning Appliances</p> <p>Astra Walker SPRING PAPER HOLDER I/B</p> <p>Colour: Iron Bronze</p> | 1 | https://astrawalker.com.au/product/a82-61/ | |  |
| A69.78.13 | TOILET BRUSH HOLDER | <p>Winning Appliances</p> <p>Astra Walker WALL MOUNTED TOILET BRUSH HOLDER</p> <p>Colour: Iron Bronze</p> | 1 | https://astrawalker.com.au/product/a69-78/ | |  |
| A69.11.A.300.13 | SHOWER ARM & HEAD | <p>Winning Appliances</p> <p>Astra Walker Icon Shower Arm & 300mm Rose</p> <p>Colour: Iron Bronze</p> | 1 | https://astrawalker.com.au/product/a69-11-a-300/ | |  |
| A69.43.V3.13 | RAIL & HAND SHOWER | <p>Winning Appliances</p> <p>Astra Walker Icon Integrated Rail Shower with Hand Shower</p> <p>Colour: Iron Bronze</p> | 1 | https://astrawalker.com.au/product/a69-43-v3/ | |  |
| A69.48.13 | SHOWER MIXER | <p>Winning Appliances</p> <p>Astra Walker ICON WALL MIXER</p> <p>Colour: Iron Bronze</p> | 2 (one for the overhead shower and one for the hand held shower) | https://astrawalker.com.au/product/a69-48/ | |  |
| A69.58.V3.H.900.13 | HEATED TOWEL RAIL | <p>Winning Appliances</p> <p>Astra Walker Icon Vertical Heated Towel Rail 900mm</p> <p>Colour: Iron Bronze</p> | 2 | https://astrawalker.com.au/product/a69-58-v3-h-900/ | |  |
| A69.58.V2.H.TFR | HEATED TOWEL RAIL TRANSFORMER | <p>Winning Appliances</p> <p>Astra Walker Icon Transformer - to suit heated towel rails</p> | 1 | https://astrawalker.com.au/product/a69-58-v2-h-tfr/ | |  |

| | | | | | |
|---------------------|---------------------------|---|---|---|---|
| SUPPLIED BY BUILDER | SHOWER WASTE | Shower Waste Square Tile Insert Floor Waste Colour: to match Astra Walker Iron Bronze | 1 | |  |
| BED 2 ENSUITE | | | | | |
| A81.06.S.13 | BASIN SPOUT | Winning Appliances Astra Walker ASSEMBLE 200MM WALL SPOUT IB Colour: Iron Bronze | 2 | https://astrawalker.com.au/product/a81-06-s-3/ |  |
| A69.48.13 | BASIN WALL MIXER | Winning Appliances Astra Walker ICON WALL MIXER Colour: Iron Bronze | 2 | https://astrawalker.com.au/product/a69-48/ |  |
| 727550001 | BASIN | Winning Appliances ITALY BASIN 55x38 UNDERCOUNTER | 2 | |  |
| 233504 | BASIN WASTE | Winning Appliances Silfra Ceramic Up & Down Waste With 39901024 Rubber Washer 60x42x6mm | 2 | |  |
| A82.63.13 | HOOK | Winning Appliances Astra Walker SPRING ROBE HOOK I/B 1 to be used as hand towel hook and 1 to be used as robe hook on the back of the door | 2 | https://astrawalker.com.au/product/a82-63/ |  |
| 213430 | TOILET | Winning Appliances Catalano Sfera Rimless Wall Hung Toilet | 1 | |  |
| A99.92.13 | TOILET BUTTON | Winning Appliances Astra Walker FLUSH PLATE IRON BRONZE Colour: Iron Bronze | 1 | https://astrawalker.com.au/product/a99-92/ |  |
| A99.40 | CISTERN | Winning Appliances Astra Walker In-Wall Cistern with Frame to suit wall hung Toilet Pan, suitable for front press Flush Plate Installation | 1 | https://astrawalker.com.au/product/a99-40/ |  |
| A82.61.13 | TOILET ROLL HOLDER | Winning Appliances Astra Walker SPRING PAPER HOLDER I/B Colour: Iron Bronze | 1 | https://astrawalker.com.au/product/a82-61/ |  |

| | | | | | |
|---------------------|--------------------------------------|---|---|---|---|
| A69.78.13 | TOILET BRUSH HOLDER | <p>Winning Appliances</p> <p>Astra Walker WALL MOUNTED TOILET BRUSH HOLDER</p> <p>Colour: Iron Bronze</p> | 1 | https://astrawalker.com.au/product/a69-78/ |  |
| A69.11.A.250.13 | SHOWER ARM & HEAD | <p>Winning Appliances</p> <p>Astra Walker Icon Shower Arm & 250mm Rose</p> <p>Colour: Iron Bronze</p> | 1 | https://astrawalker.com.au/product/a69-11-a-250/ |  |
| A69.43.V3.13 | RAIL & HAND SHOWER | <p>Winning Appliances</p> <p>Astra Walker Icon Integrated Rail Shower with Hand Shower</p> <p>Colour: Iron Bronze</p> | 1 | https://astrawalker.com.au/product/a69-43-v3/ |  |
| A69.48.13 | SHOWER MIXER | <p>Winning Appliances</p> <p>Astra Walker ICON WALL MIXER</p> <p>Colour: Iron Bronze</p> | 2 (one for the overhead shower and one for the hand held shower) | https://astrawalker.com.au/product/a69-48/ |  |
| A69.58.V3.H.900.13 | HEATED TOWEL RAIL | <p>Winning Appliances</p> <p>Astra Walker Icon Vertical Heated Towel Rail 900mm</p> <p>Colour: Iron Bronze</p> | 2 | https://astrawalker.com.au/product/a69-58-v3-h-900/ |  |
| A69.58.V2.H.TFR | HEATED TOWEL RAIL TRANSFORMER | <p>Winning Appliances</p> <p>Astra Walker Icon Transformer - to suit heated towel rails</p> | 1 | https://astrawalker.com.au/product/a69-58-v2-h-tfr/ |  |
| SUPPLIED BY BUILDER | SHOWER WASTE | <p>Shower Waste</p> <p>Square Tile Insert Floor Waste</p> <p>Colour: to match Astra Walker Iron Bronze</p> | 1 | |  |
| SUPPLIED BY BUILDER | SHOWER DOOR HINGE | <p>Shower Door Hinges</p> <p>Colour: to match Astra Walker Iron Bronze</p> | TBD - supplied by glazier | |  |
| SUPPLIED BY BUILDER | SHOWER GLASS BRACKET | <p>Shower Door Hinges</p> <p>Colour: to match Astra Walker Iron Bronze</p> | TBD - supplied by glazier | |  |







3. INTERIOR SCHEDULE








NOTES


- Joiner to provide samples of any finishes for approval prior to proceeding if specified
- All mirrors to be in one piece, unless otherwise noted or discussed with Client
- Painter will be required to paint 1m x 1m samples on walls for approval prior to proceeding
- Provide HMR MDF to all wet area joinery
- **IMPORTANT:** DESIGNER TO DISCUSS AND CONFIRM INSTALLATION OF BIJMAT & ZELIJ TILES ON SITE PRIOR TO INSTALLATION
- **IMPORTANT:** DESIGNER TO DISCUSS AND CONFIRM INSTALLATION OF JOINERY HANDLES & KNOBS ON SITE PRIOR TO INSTALLATION

- **IMPORTANT:** JOINER TO PROVIDE SAMPLES OF 2PAC COLOURS & GLOSS LEVEL FOR CLIENT & DESIGNER'S APPROVAL PRIOR TO PAINTING THE PANELS


3.1 INTERIOR FINISHES

| LOCATION | ITEM | DESCRIPTION | SUPPLIER | LINK | IMAGE |
|--|-----------------------------|---|--------------------|---|---|
| FLOOR FINISHES | | | | | |
| Hallway & Hall Cupboard | EXISTING FLOORBOARDS | Patch & make good as required | | | |
| Master Bedroom, WIR, Sitting / Study Room | CARPET | Fowles Carpet Wool Carpet Colour: As per new existing carpet in Bed 2 | Supplied by client | |  |
| PAINT | | | | | |
| All Walls (except Sitting / Study Room & Powder Room) | DULUX PAINT | Product: Dulux Wash & Wear 2 coats: Interior Grade acrylic sealer undercoat 3 coats: Dulux Wash & Wear + Plus Super Hide Low Sheen Colour: NATURAL WHITE Finish: LOW SHEEN | Dulux | https://www.dulux.com.au/paint/wash-and-wear/wash-and-wear-plus-super-hide-low-sheen/ |  |
| Sitting / Study Room Walls | DULUX PAINT | Product: Dulux Wash & Wear 2 coats: Interior Grade acrylic sealer undercoat 3 coats: Dulux Wash & Wear + Plus Super Hide Low Sheen Colour: JUNGLE CLOAK Finish: LOW SHEEN | Dulux | https://www.dulux.com.au/paint/wash-and-wear/wash-and-wear-plus-super-hide-low-sheen/ |  |
| All Ceilings & Cornices | DULUX PAINT | Product: Ceiling White 2 coats: Interior grade acrylic sealer undercoat 3 coats: Ceiling White Colour: NATURAL WHITE Finish: Flat | Dulux | https://www.dulux.com.au/paint/ceiling/ceiling-white/ |  |
| All Skirting & Architraves | DULUX PAINT | Product: Dulux Aquanamel Semi Gloss 2 coats: Interior Grade acrylic sealer undercoat 3 coats: Dulux Aquanamel Semi Gloss Colour: NATURAL WHITE Finish: Semi-Gloss | Dulux | https://www.dulux.com.au/paint/aquanamel/aquanamel-semi-gloss/ |  |
| Internal Doors | DULUX PAINT | PRODUCT: Dulux Super Enamel Semi Gloss 2 coats: Interior grade acrylic sealer undercoat 3 coats: Dulux Super Semi Gloss Colour: NATURAL WHITE Finish: Semi-Gloss | Dulux | https://www.dulux.com.au/paint/aquanamel/aquanamel-semi-gloss/ |  |
| STONE | | | | | |



| | | | | | |
|---|---------------------------------|--|---------------------------------------|---|---|
| Master Bedroom, Master Ensuite, Sitting / Study Room, Bed 2 Ensuite | NATURAL MARBLE SLABS | Signorino Stone: Arabescato Vagli Grey Finish: Honed Slab Size: 3000 (W) x 1900 (H) x 20 (D) mm | Signorino supplied by client | https://www.signorino.com.au/product/arabescato-vagli/ |  |
| TILES | | | | | |
| Master Ensuite Floor & Walls (except feature walls) & Bed 2 Ensuite Floor & Walls (except feature wall) & Powder Room Floor | TILE 01 | Signorino Blend Stone Light Tiles FINISH: Natural Finish SIZE: 1200 x 600 mm DISCUSS ON SITE PRIOR TO INSTALLATION - Format: vertical straight stack with 1.5mm minimal spacing - Wall and floor lines MUST match/line up - Grout Colour: TBD ON SITE | Supplied by client from Signorino | https://www.signorino.com.au/product/blend-stone-light/ |  |
| Master Ensuite Feature Walls & Bed 2 Ensuite Feature Walls (refer to drawings for location) | TILE 02 | Tiles of Ezra EZR1550 Thin Snow Bejmat Size: 50 mm (W) x 150 mm (H) x 12 mm (D) DISCUSS ON SITE PRIOR TO INSTALLATION - Format: Straight stack with even variation of tone and shape - Grout Gap: Butt joint (no gap) OR minimal 1-1.5mm TBD - Grout Colour: TBD ON SITE | Supplied by client from Tiles of Ezra | https://www.tilesofezra.com/products/ezr1550-thin-snow-bejmat |  |
| 2PAC | | | | | |
| Master Bedroom, Master WIR, Master Ensuite, Bed 2 Robe, Bed Ensuite, Powder Room Cabinetry TBD | 2PAC 1 | Product: 2PAC Colour: Dulux Haast Gloss Level: 20% TBD CABINET MAKER TO PROVIDE PAINTED SAMPLES OF THE FOLLOWING COLOURS: 1. Dulux Haast 2. Dulux White Duck Half | Cabinet Maker | https://www.dulux.com.au/specifier/colour/colours-of-nz-nz9/haast/ |  |
| Sitting / Study Room Cabinetry | 2PAC 2 | Product: 2PAC Colour: Dulux Jungle Cloak Gloss Level: 20% TBD CABINET MAKER TO PROVIDE PAINTED SAMPLES OF THE FOLLOWING COLOURS: 1. Dulux Jungle Cloak 2. Dulux Army Greens 3. Dulux Mountain Camp | Cabinet Maker | https://www.dulux.com.au/colour/greens/jungle-cloak/ |  |
| LAMINATE | | | | | |
| All Cabinetry Internals (except Sitting / Study Room) | MELAMINE | Product: Polytec Melamine Colour: Classic White Finish: Matt | Polytec done by joiner | |  |
| Sitting / Study Room Cabinetry Internals | MELAMINE | Product: Polytec Melamine or 2PAC Colour: to match exterior colour Duluc Jungle Cloak Finish: Matt | Polytec done by joiner | |  |
| WALL PAPER | | | | | |

| | | | | | |
|-------------------|-------------------|--|-----------------------------------|---|--|
| Powder Room Walls | WALL PAPER | <p>Unique Fabrics</p> <p>Arte Colour: Moss Description: Gioco Collection: Textura Width: 100cm approx Repeat: V: NIL, H: 100cm approx Weight: 452g/lm Origin: Europe Usage: Wallcovering Composition: F: Vinyl B: Paper</p> | Unique Fabrics supplied by client | https://www.uniquefabrics.com.au/products/arte-textura-40523a-40536a-48456/?c=40526a |  |
|-------------------|-------------------|--|-----------------------------------|---|--|

METAL

| | | | | | |
|---|------------------------------|---|---------------|--|---|
| Master Ensuite & Bed 2 Ensuite Shaving Cabinet Frames & Exteriors | DARK AGED BRASS METAL | <p>Thin aged brass metal to frame of mirrored shaving cabinet doors and exterior of shaving cabinet body</p> <p>Approx 5mm thickness - refer to drawings and reference image</p> <p>Colour: similar to Astra Walker Iron Bronze but a bit lighter - exact colour to be confirmed with cabinet maker and approved by client and designer</p> <p>Discuss further with builder & cabinet maker</p> | Cabinet Maker | |  |
|---|------------------------------|---|---------------|--|---|

GLASS (ie. shower screens, mirrors, etc)

| | | | | | |
|---|-----------------------------------|---|---------|--|---|
| Bed 2 Ensuite | SHOWER SCREENS & DOORS | <p>PRODUCT: Frameless Low Iron Glass (no green/blue tint) with patch fittings</p> <p>SCREEN GLASS: Clear</p> | Builder | |  |
| Master Ensuite, Bed 2 Ensuite & Powder Room | MIRRORS | <p>PRODUCT: 6mm Toughened Glass</p> <p>COLOUR: Silver</p> <p>Refer to drawings for details</p> | Builder | |  |


3.2 SKIRTINGS, CORNICES, PICTURE RAILS, ARCHITRAVES & CEILING ROSES

NOTE: Refer to drawings for more details


| LOCATION | ITEM | DESCRIPTION | SUPPLIER | LINK | IMAGE |
|------------------|----------------------------------|---|----------|------|-------|
| SKIRTINGS | | | | | |
| Throughout | ORNATE EDWARDIAN SKIRTING | <p>Existing Skirting: Keep and make good</p> <p>New Skirting: match to existing</p> | Builder | | |
| CORNICES | | | | | |

| | | | | | |
|--|--|--|---------|--|--|
| Throughout (except Master Ensuite, Bed 2 Ensuite & Powder Room) | ORNATE EDWARDIAN CORNICES | Existing: Keep and make good New: match to existing | Builder | | |
| Master Ensuite, Bed 2 Ensuite & Powder Room | SQUARE SET PLASTER / NO CORNICE | Master Ensuite & Bed 2 Ensuite: no cornice as wall tiles extend from floor to ceiling Powder Room: no cornice - wall paper from skirting to ceiling | Builder | | |


ARCHITRAVES

| | | | | | |
|--|--|--|---------|--|--|
| Throughout | DOOR ARCHITRAVE 01 Ornate Edwardian Architraves | Existing Architraves: Keep and make good New Door Architraves: match to existing architraves as close as possible | Builder | | |
| Sitting / Study Room Steel Door & Hallway Steel Door | DOOR ARCHITRAVE 02 Curved Ornate Architrave | Curved architraves in the same style as all other architraves Exact product TBD | Builder | |  |
| Throughout | WINDOW ARCHITRAVES | Existing Architraves: Keep and make good New Window Architraves (Bed 2 Ensuite): match to existing architraves as close as possible | Builder | | |

WAINSCOTING / WALL PANELLING

| | | | | | |
|--|--------------------|--|--|--|---|
| | WAINSCOTING | EXACT PRODUCT TBD ON SITE WITH CLIENT & BUILDER Lower third wainscoting with chair rail Refer to reference image for example | | |  |
| | CHAIR RAIL | EXACT PRODUCT TBD ON SITE WITH CLIENT & BUILDER | | | |




HALL ARCH

| | | | | | |
|--|-------------------------|---|--|--|--|
| | HALL ARCH DETAIL | <p>EXACT PRODUCT TBD ON SITE WITH CLIENT & BUILDER</p> <p>Height of arched opening to match height of arch steel door - approx 3000mm</p> <p>Refer to reference image for example</p> | | |  |
|--|-------------------------|---|--|--|--|



CEILING ROSES






| | | | | | |
|---|-------------------------------|---|--|--|--|
| Master Bedroom, WIR, Sitting / Study, Hallway x2, etc | EXISTING CEILING ROSES | <p>Keep and make good all existing ceiling roses</p> <p>Master Bedroom & WIR ceiling roses require slight repositioning</p> | | | |
|---|-------------------------------|---|--|--|--|

FIREPLACE MANTEL & INSERT

| | | | | | |
|----------------------|--|--|-------------------------|---|---|
| Sitting / Study Room | FIREPLACE MANTEL OPTION 1 TBD | <p>Schots Home Emporium</p> <p>Evandale Marble Arch Mantel White</p> <p>SKU: KA251016WH</p> <p>Material: Italian White Carrara Marble</p> <p>Width: 162cm</p> <p>Depth: 30cm</p> <p>Height: 120cm</p> <p>Weight: 160kg</p> | TBD - Client or builder | https://www.schots.com.au/evandale-marble-arch-mantel-white-ka251016wh.html |  |
| Sitting / Study Room | FIREPLACE MANTEL OPTION 2 TBD | <p>Luxe Fireplaces</p> <p>Victorian Arch Italian Carrara Marble Mantle</p> <p>SKU:PADMAN-VIC.ARCH.1650-1/C</p> <p>Overall Width: 1650mm</p> <p>Overall Height: 1225mm</p> <p>Overall Depth: 305mm</p> <p>Overall Leg Width: 1475mm</p> <p>Leg Width: 280mm</p> <p>Internal Opening: 915x915mm</p> <p>Rebate: 75mm</p> <p>Weight: 160kg</p> | TBD - Client or builder | https://luxefireplaces.com.au/products/victorian-arch-with-corbels-in-italian-carrara-marble |  |
| Sitting / Study Room | FIREPLACE INSERT TBD | <p>Schots Home Emporium</p> <p>Lux Cast Iron Premium Insert Black</p> <p>Width: 94cm</p> <p>Depth: 23cm</p> <p>Height: 94cm</p> <p>Weight: 53kg</p> | TBD - Client or builder | https://www.schots.com.au/lux-cast-iron-premium-insert-black-kai38011.html |  |



3.3 JOINERY FITTINGS & INTERNALS

| LOCATION | ITEM | DESCRIPTION | SUPPLIER | LINK | IMAGE |
|------------|-----------------------|---|-----------------------|---|---|
| Throughout | DRAWER RUNNERS | <p>Blum Movento Blumotion Runner Set Full Extension with Soft Close or similar</p> <p>Drawer runners to be hidden from view on underside of drawers</p> <p>OR SIMILAR</p> | Blum by Cabinet Maker | |  |
| Throughout | DRAWERS | <p>Blum</p> <p>Legrabox Pure Metal Drawers Colour: Silk White Matt</p> <p>Each drawer to use the highest Legrabox product that fits</p> <p>OR SIMILAR</p> | Blum by Cabinet Maker | https://www.blum.com.au/en/products/boxsystems/legrabox/overview/pure-free/ |  |





| | | | | | |
|--|----------------------------------|---|-------------------------|---|---|
| Throughout | CUPBOARD DOOR HINGES | Blum Cupboard Door Hinges with soft close Colour: Standard Stainless Steel colour Cabinet maker to advise on specific hinges needed for each cupboard OR SIMILAR | Blum by Cabinet Maker | https://www.blum.com/au/en/products/hingesystems/clip-top-blumotion/overview/ |  |
| Master WIR | PUSH TO OPEN MECHANISM | Blum Push to Open mechanism Colour: Silk White OR SIMILAR | Blum by Cabinet Maker | https://www.blum.com/au/en/products/motion-technologies/tip-on-doors/overview/ |  |
| WIR, Hallway Cupboard Bedroom Robes | HANGING RAILS | Hafele Ova Wardrobe Rail, steel, welded Colour: Nickel-plated Art. no. 801.14.702 OR SIMILAR | Hafele by Cabinet Maker | https://www.hafele.com.au/en/product/ova-wardrobe-rail-steel-welded |  |
| WIR, Hallway Cupboard Bedroom Robes | HANGING RAIL END SUPPORTS | Hafele Rail End Support for Oval Rail Colour: Nickel-plated Cat. No: 803.33.757 OR SIMILAR | Hafele by Cabinet Maker | https://www.hafelehome.com.au/products/rail-end-support-for-oval-wardrobe-rail-nickel-plated |  |
| Master Bedroom Refer to drawings for location | JEWELLERY INSERT | Hafele DressCode Jewellery Insert Size: 800mm Cat. No: 806.39.404 OR SIMILAR - CABINET MAKER TO ADVISE | Hafele by Cabinet Maker | https://www.hafelehome.com.au/products/dresscode-jewellery-insert |  |
| Master Bedroom Refer to drawings for location | SUNGLASSES INSERT | Product TBD - cabinet maker to advise | | | |



3.4 DOORS

| LOCATION | ITEM | DESCRIPTION | SUPPLIER | LINK | IMAGE |
|------------|------------------------------|---|----------|------|-------|
| Throughout | INTERNAL HINGED DOORS | Existing Internal Doors: keep, make good and paint New Internal Hinged Doors: match to existing hinged doors as much as possible | Builder | | |



| | | | | | |
|-----------------------------|--|---|---------|--|---|
| Master WIR & Master Ensuite | INTERNAL SLIDING DOORS | Cavity sliders with fully concealed track - style to match existing hinged doors in home 2340mm (H) x 820mm (W) Doors to fully recess into cavity | Builder | | |
| Sitting / Study Room | CUSTOM STEEL DOUBLE HINGED DOOR 01 | Custom Steel Arch Hinge Double Door Door Design: Arch - as pictured Overall Frame: H 3000mm x W 1600mm (APPROX - needs site confirmation by builder) Glass: Clear 6mm single glazed toughened safety glass Colour & Finish: Black Matt Handle: Custom Steel L Pulls | Builder | |  |
| Hallway | CUSTOM STEEL DOUBLE HINGED DOOR 02 | Custom Steel Arch Hinge Double Door Door Design: Arch - as pictured Overall Frame: H 3000mm x W 1340mm (APPROX - needs site confirmation by builder) Glass: Clear 6mm single glazed toughened safety glass Colour & Finish: Black Matt Handle: Custom Steel L Pulls | Builder | |  |

3.5 DOOR HARDWARE

| LOCATION | ITEM | DESCRIPTION | SUPPLIER | LINK | IMAGE |
|-----------------------------|--|--|-----------------------|---|---|
| Throughout | INTERIOR HINGED DOOR HANDLE | Manovella Aged Brass Knurled Passage Door Handle - Rosedale SKU: RSD1AG Quantity: 3 | Client from Manovella | https://manovelladesign.com/products/aged-brass-knurled-passage-door-handle-rose-dale |  |
| Bed 2 Ensuite & Powder Room | INTERIOR HINGED PRIVACY DOOR HANDLE | Manovella Aged Brass Knurled Privacy Door Handle - Rosedale SKU: RSD2AG Quantity: 2 | Client from Manovella | https://manovelladesign.com/products/aged-brass-knurled-privacy-door-handle-rose-dale |  |
| Master WIR & Master Ensuite | INTERIOR SLIDING DOOR PULL | Manovella Aged Brass Sliding Door Flush Pull 120mm x 40mm SKU: FP120AG Quantity: 4 | Client from Manovella | https://manovelladesign.com/products/aged-brass-sliding-door-flush-pull-120mm-x-40mm |  |
| Master WIR & Master Ensuite | CAVITY SLIDER EDGE PULL | Manovella Aged Brass Concealed Sliding Door Edge Pull SKU: EP80AG Quantity: 2 | Client from Manovella | https://www.abiinteriors.com.au/product/cavity-slider-edge-pull-brushed-copper/ |  |

| | | | | | |
|------------------------|--|---|-----------------------|---|---|
| Master Ensuite | INTERIOR SLIDING DOOR PRIVACY SET IF REQUIRED | Manovella Aged Brass Round Sliding Cavity Privacy Lock SKU: CAV2AG | Client from Manovella | https://manovelladesign.com/products/aged-brass-round-sliding-cavity-privacy-lock |  |
| Interior throughout | HINGES | Manovella Aged Brass Ball Bearing Hinge (Pair) 100mm x 75mm Screws included SKU: HBBFP10075AG | Client from Manovella | https://manovelladesign.com/products/aged-brass-ball-bearing-hinge-pair-100mm-x-75mm |  |
| Hallway | DOOR STOP | Door stops for hallway steel doors x2 PRODUCT TBD | | | |
| Master Bedroom & Bed 2 | DOOR HOOKS | IF REQUIRED | | | |

3.6 JOINERY HARDWARE


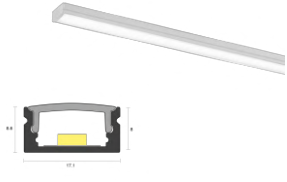

| LOCATION | ITEM | DESCRIPTION | SUPPLIER | LINK | IMAGE |
|------------|------------------------|---|-----------------------|---|---|
| Master WIR | CABINET HANDLES | Manovella Aged Brass Timeless Pull - Phoebe Size: Medium 200mm | Client from Manovella | https://manovelladesign.com/products/aged-brass-timeless-pull-phoebe |  |
| Throughout | CABINET KNOBS | Manovella Aged Brass Timeless T-Bar - Cora Size: 50mm Overall Length 33mm Projection 10mm Bar Thickness 20mm Finger Clearance | Client from Manovella | https://manovelladesign.com/products/aged-brass-timeless-t-bar-cora |  |

4. ELECTRICAL SCHEDULE

4.1 INTERIOR LIGHTING SCHEDULE

NOTE: Lighting selection to be read in conjunction with electrical layout

| LOCATION | ITEM | DESCRIPTION | SUPPLIER | LINK | IMAGE |
|----------|------|-------------|----------|------|-------|
|----------|------|-------------|----------|------|-------|

| | | | | | |
|--------------------------------|--|---|--------------------------------------|---|--|
| Throughout | RECESSED FIXED LED DOWNLIGHTS | Havit Recessed LED downlight to be supplied by electrician White finish 3000K | Havit supplied by Electrician | |  |
| Master Ensuite & Bed 2 Ensuite | CONTINUOUS & CONCEALED LED STRIP LIGHTS | Ambiance Lighting Range: Symphony by Ambiance Product: Harmony Surface Concealed CCT: 3000K Optic: Frost White Finish: Textured Silver (under vanities) and darker colour for under shaving cabinets OR SIMILAR | Electrician | https://ambienclighting.com.au/products/indoor/linear/harmony-surface-concealed/ |  |
| Master Ensuite & Bed 2 Ensuite | WALL LIGHT | Articolo Lighting Product: Float Hover Wall Sconce Size: Tall Finish: Snow / Bronze Quantity: 2 | Articolo Lighting supplied by Client | https://articolostudios.com/product-type/wall-sconces?product=float-hover-wall-sconce |  |
| Powder Room | WALL LIGHT | Articolo Lighting Product: Domi Wall Sconce Finish: Snow / Bronze Quantity: 1 | Articolo Lighting supplied by Client | https://articolostudios.com/product-type/wall-sconces?product=domi-wall-sconce | |
| Master Bedroom | WALL LIGHT | Articolo Lighting Product: Tubi Wall Sconce Finish: Snow / Bronze Quantity: 2 | Articolo Lighting supplied by Client | https://articolostudios.com/product-type/wall-sconces?product=tubi-single-wall-sconce | |
| Master Bedroom | FEATURE PENDANT LIGHT | TBD | | | |
| Master WIR | FEATURE PENDANT LIGHT | TBD | | | |
| Sitting / Study Room | FEATURE PENDANT LIGHT | TBD | | | |

| | | | | | |
|---------|--|-----|--|--|--|
| Hallway | FEATURE PENDANT LIGHT x2 | TBD | | | |
|---------|--|-----|--|--|--|

4.3 GPOs & SWITCHES


NOTES:


- To be read in conjunction with electrical plan for details & locations

| LOCATION | ITEM | DESCRIPTION | SUPPLIER | LINK | IMAGE |
|---|----------------------------|--|-----------------------|------|-------|
| Throughout | LIGHT SWITCHES | To match existing new light switches White - throughout Black - Sitting / Study Room | Electrician | | |
| Master Bedroom - either side of bed for the wall lights | LIGHT SWITCHES | These switches are to be different from the others throughout the home and will be more decorative Product TBD | Electrician or client | | |
| Throughout | GPOs | To match existing new powerpoints White - throughout Black - Sitting / Study Room (unless if on skirting - then white) | Electrician | | |
| As per electrical plan | TV & DATA POINT | | Electrician | | |

4.4 MISCELLANEOUS ELECTRICAL

NOTE: To be read in conjunction with electrical layout

| LOCATION | ITEM | DESCRIPTION | SUPPLIER | LINK | IMAGE |
|---|--|---|----------|---|---|
| Master Ensuite, Bed 2 Ensuite & Powder Room | EXHAUST FAN EXACT PRODUCT TBD | Ventair Airbus 200 White Fascia Exhaust Fan Model: ABG200WH-SQ OR SIMILAR | Ventair | https://ventair.com.au/product/abg200wh-sq |  |
| Throughout | AC VENT | Replace existing vents with similar linear white vent | | | |

| | | | | | |
|--------------------------------|---------------------|--|---------|--|--|
| Throughout as per requirements | SMOKE ALARMS | Clipsal White Smoke Alarms or similar Builder and Electrician to advise | Builder | |  |
|--------------------------------|---------------------|--|---------|--|--|