

Ref No: MC

polytec

Phone: 1300 300 547
 Fax: 1300 320 547
 Email: sales@polytec.com.au
 Website: www.polytec.com.au

MELAMINE, EVOLUTION & ULTRAGLAZE DOOR ORDER FORM

Customer: Cadasat Pty Ltd Page No. 1 of 2
 Delivery Address: 2 Progress Drive Suburb: Caruum Downs
 State: Vic Postcode: 3201 Telephone: (0478 191 741)
 Email: troy@dreamdoors.com.au Date: 10/6/25
 Project ID No: Project Name: GIOVANNI-LALOR
 Order No: Customer Ref:
 Date Required: ASAP Contact Person: Troy

SON

Please Note:
 Alterations and cancellations must be made before close of business (5pm AEST) and within 4 hours of the order being placed.
 Any alterations and cancellations after this time will incur full charge.

Avellino Door*
 Please tick the corresponding lines below to indicate Avellino Door.

EDGE TYPES:

X **RAW**
 No edge tape

1 **1mm Edge**
 Available in all colours and finishes

B **1mm Bevel Edge**
 (Limited colours ONLY, refer to Availability Guide)

H **Finger Pull Handle**
 (Limited colours ONLY, refer to Availability Guide)

Aluminium
 Black Anodised

Gloss One side
 Ultramatt Two sides

CREATEC One side
 CREATEC Two sides
 VENETTE One side
 VENETTE Two sides

MELAMINE DOOR COLOUR (16mm thick):
LIEURAN WALNUT

PLUS choose **ONE** of the following **FINISHES:**

Texture Ashgrain
 Matt Finegrain
 Sheen Woodmatt

OR ULTRAGLAZE Door Colour (18mm thick):
OR CREATEC Door Colour (18mm thick):
OR VENETTE Door Colour (18mm thick):
OR LEGATO Door Colour (18mm thick):
OR RAVINE Door Colour (18mm thick):

Ashgrain, Finegrain, Ravine, and Timberprint direction **ALWAYS** runs with height and the maximum width is 1200mm. ALL metallic colours should be installed in one direction to avoid apparent colour variation.

Line No	Avellino Door*	Choose Door, Drawer, D/FR, R/FR, C/Out	Qty	Height (mm)	Width (mm)	Specify Edge Details				Style A, B, C, D etc.	Description / Diagram
						T	B	L	R		
1		Door	1	725	197	1	1	1	1	L	T100 B100
2		"	2	725	397	1	1	1	1	PAIR	T100 B100
3		"	1	725	218	1	1	1	1	L	T100 B100 + PIE HOLES
4		"	1	725	218	1	1	1	1		NO HOLES
5		"	2	500	447	1	1	1	1	PAIR	T100 B100
6		"	2	742	297	1	1	1	1	PAIR	T100 B100
7		"	2	700	297	1	1	1	1		NO HOLES
8		"	1	742	490	1	1	1	1	R	T100 B100
9		"	1	742	386	1	1	1	1	L	T100 B100
10		"	4	742	430	1	1	1	1	PAIR	T100 B100
11		"	2	725	447	1	1	1	1	PAIR	T100 B100
12		"	2	662	397	1	1	1	1	PAIR	T100 B100
13		"	2	2530	431	1	1	1	1	PAIR	NO HOLES
14		DRAWERS	3	238	597	1	1	1	1		
15		PANELS	2	2660	600	1	1	1	1		
16		"	1	1122	320	1	1	1	1		
17		"	2	2330	600	1	1	1	1		
18		"	1	120	597	1	1	1	1		

AVELLINO DOOR RESTRICTIONS: Please refer to the polytec Availability Guide for available colours. Avellino door profile is only available with 1mm Edge profile on all edges. Rails will always be supplied at 80mm. Grain direction will always be horizontal through centre panel and vertical for side rails. Doors over 1800mm height will have a butt joint at 1790mm through centre panel.

SAME AS PAGE 1

polytec

Ref No: MC

Phone: 1300 300 547
 Fax: 1300 320 547
 Email: sales@polytec.com.au
 Website: www.polytec.com.au

MELAMINE, EVOLUTION & ULTRAGLAZE DOOR ORDER FORM

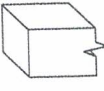
Customer: Cadasat Pty Ltd Page No: 2 of 2
 Delivery Address: 2 Progress Drive Suburb: Caruum Downs
 State: Vic Postcode: 3201 Telephone: (0478 191 741
 Email: troy@dreamdoors.com.au Date:
 Project ID No: Project Name:
 Order No: Customer Ref:
 Date Required: Contact Person:

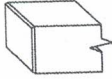
SON


Please Note:
 Alterations and cancellations must be made before close of business (5pm AEST) and within 4 hours of the order being placed.
 Any alterations and cancellations after this time will incur full charge.


Avellino Door*
 Please tick the corresponding lines below to indicate Avellino Door.

EDGE TYPES:

X  **RAW**
 No edge tape

1  **1mm Edge**
 Available in all colours and finishes

B  **1mm Bevel Edge**
 (Limited colours ONLY, refer to Availability Guide)

H  **Finger Pull Handle**
 (Limited colours ONLY, refer to Availability Guide)

Aluminium
 Black Anodised

Gloss One side
 Ultramatt Two sides

CREATEC One side
 CREATEC Two sides
 VENETTE One side
 VENETTE Two sides

MELAMINE DOOR COLOUR (16mm thick):

PLUS choose **ONE** of the following **FINISHES:**

Texture Ashgrain
 Matt Finegrain
 Sheen Woodmatt

OR ULTRAGLAZE Door Colour (18mm thick):
OR CREATEC Door Colour (18mm thick):
OR VENETTE Door Colour (18mm thick):
OR LEGATO Door Colour (18mm thick):
OR RAVINE Door Colour (18mm thick):

Ashgrain, Finegrain, Ravine, and Timberprint direction ALWAYS runs with height and the maximum width is 1200mm. ALL metallic colours should be installed in one direction to avoid apparent colour variation.

Line No	Avellino Door*	Choose Door, Drawer, D/FR, R/Fr, C/Out	Qty	Height (mm)	Width (mm)	Specify Edge Details				Style A, B, C, D etc.	Description / Diagram
						T	B	L	R		
1		PANELS	3	860	580	1	1	1	1		
2		"	1	860	942	1	1	1	1		
3		"	1	800	462	1	1	1	1		
4		FILLERS	1	860	35	1	1	1	1		
5		KICKS	2	130	1500	1	1	1	1		
6		"	1	130	200	1	1	1	1		
7		"	1	130	900	1	1	1	1		
8		"	2	130	868	1	1	1	1		
9		BULK	1	50	868	1	1	1	1		
10											
11											
12											
13											
14											
15											
16											
17											
18											

AVELLINO DOOR RESTRICTIONS: Please refer to the polytec Availability Guide for available colours. Avellino door profile is only available with 1mm Edge profile on all edges. Rails will always be supplied at 80mm. Grain direction will always be horizontal through centre panel and vertical for side rails. Doors over 1800mm height will have a butt join at 1790mm through centre panel.