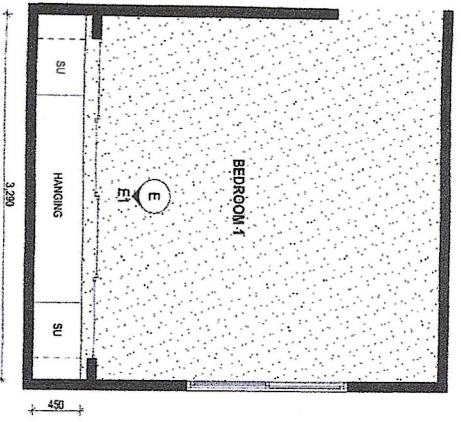
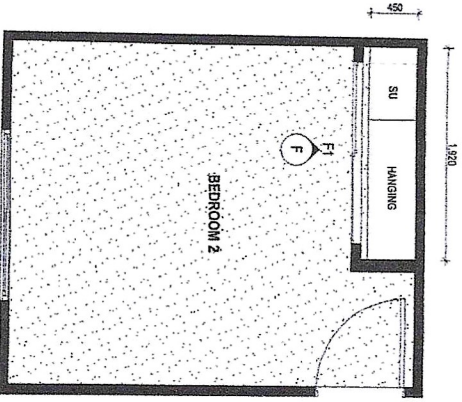


# TOTAL OF 3 CAB UNITS NO TOP PATE IN CABS 3 FIXED SHELF AND SOLID BACK PLEASE ALL HWR WHITE 16mm

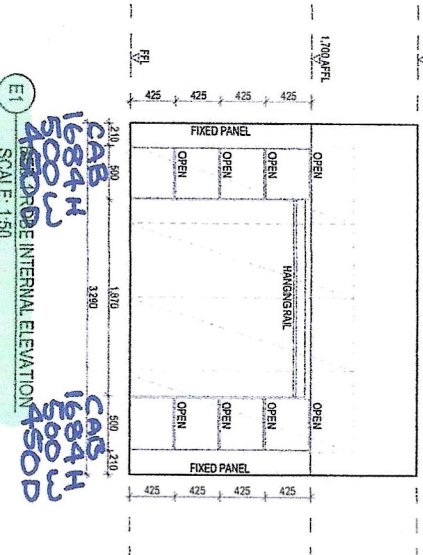
# SPACE FIXED SHELF EVEN THANKS NO BOTTOM IN CABS.



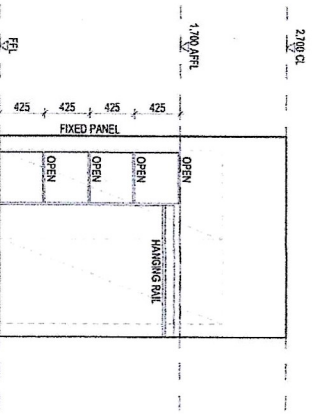
E BED 1 ROBE DETAIL PLAN SCALE: 1:50



F BED 2 ROBE DETAIL PLAN SCALE: 1:50



E1 BED 1 ROBE INTERNAL ELEVATION SCALE: 1:50



F1 BED 2 ROBE INTERNAL ELEVATION SCALE: 1:50

INTERNAL ELEVATION LEGEND

DW	DISHWASHER
FR	REFRIGERATOR RECESS
HP	HOT PLATE
MR	MICROWAVE RECESS
RH	RANGEHOOD
SSS	STAINLESS STEEL SINK
UBO	UNDER BENCH OVEN
BHO	BULK-HEAD OVEN
OHC	OVERHEAD CUPBOARD
DGPO	DOUBLE POWER POINT
DGPOIS	DOUBLE POWER POINT - WITH ISOLATION SWITCH
GL SB	GLASS SPLASHBACK
CT SB	TILED SPLASHBACK
SST	STAINLESS STEEL TROUGH
WM	WASHING MACHINE
DM	DRIVING MACHINE
DR	DRAWERS
FP	FINGER PULL
SH	SHELF
KICKR	KICKRAIL
IR	IRON
TWR	TOWEL RAIL
HTWR	HEATED TOWEL RAIL
TWRG	TOWEL RING
TRH	TOILET ROLL HOLDER
SH	SHOWER HEAD
IX	SHOWER MIXER
SP	BATH SPOUT
BA	BASIN
VB	VANITY BASIN
FW	FLOOR WASTE
WC	TOILET
GR	GRAB RAIL
SU	SHELF UNIT
HR	HANGING RAIL

CLIENT APPROVAL  
CLIENT'S SIGNATURE:

CONTRACTORS SHALL CHECK AND VERIFY ALL DIMENSIONS AND VERIFY ALL ERRORS AND OMISSIONS TO THE BUILDER. DO NOT SCALE THE DRAWINGS. DRAWINGS SHALL NOT BE USED FOR CONSTRUCTION PURPOSES UNTIL ISSUED BY THE BUILDER FOR CONSTRUCTION.

AREA CALCULATIONS  
LIVING 90.6  
CARPORT 24.1  
PORTICO 5.8  
127.9 m<sup>2</sup>

PROJECT TITLE: MARLOWE SINGLE  
CLIENT NAME: LINDOUL PLACE  
PROJECT ADDRESS: LOT 48, 79-81 PRINCESS HWY EDEN NSW 2551  
DRAWING TITLE: JOINERY DRAWINGS - BEDROOM ROBES

CONSTRUCTION DRAWINGS  
DATE: 5/09/2025  
SCALE: As Noted  
DRAWN BY: VAM  
CHECKED BY:  
PROJECT NUMBER: P-0797  
SHEET No.: 19 of 20  
REVISION: CD-1



BUILDER SIGNATURE:  
THESE ARE THE PLANS REFERRED TO IN CONTRACT DATED:

THESE DRAWINGS ARE DEEMED TO COMPLY WITH ALL STATUTORY BUILDING LEGISLATION, REGULATIONS & CODES RELEVANT TO THE SITE (Vic. DP-U 2108) (CB-4-430099) (NSW: 74691C)  
KEN RAKES SIGNED: *KR*

PROJECT TITLE: MARLOWE SINGLE  
CLIENT NAME: LINDOUL PLACE  
PROJECT ADDRESS: LOT 48, 79-81 PRINCESS HWY EDEN NSW 2551  
DRAWING TITLE: JOINERY DRAWINGS - BEDROOM ROBES

CONSTRUCTION DRAWINGS  
DATE: 5/09/2025  
SCALE: As Noted  
DRAWN BY: VAM  
CHECKED BY:  
PROJECT NUMBER: P-0797  
SHEET No.: 19 of 20  
REVISION: CD-1

CONSTRUCTION DRAWINGS  
DATE: 5/09/2025  
SCALE: As Noted  
DRAWN BY: VAM  
CHECKED BY:  
PROJECT NUMBER: P-0797  
SHEET No.: 19 of 20  
REVISION: CD-1

# EDEN 48

ROBES ALL HMR WHITE 16mm.

- |    |            |                     |
|----|------------|---------------------|
| 4, | 850 x 450  | SHELFS EDGE 1 LONG. |
| 8, | 850 x 60   | RAILS EDGE 1 LONG.  |
| 9, | 417 x 60   | RAILS EDGE 1 LONG.  |
| 1, | 3310 x 450 | SHELF EDGE 1 LONG.  |
| 1, | 1950 x 450 | SHELF EDGE 1 LONG.  |
| 2, | 2400 x 60  | RAIL EDGE 1 LONG.   |
| 2, | 1400 x 60  | RAIL EDGE 1 LONG.   |
| 2, | 1684 x 210 | FILLER NO EDGE.     |
| 1, | 1684 x 140 | FILLER NO EDGE.     |