

## Doors Order Form

Company:	In House Innovations	Order	Quote
Contact Name:	Joe	Order Date:	
Contact Phone:	0418 351 797	Required Date:	
Contact Email:	inhouse@live.com.au	Your Reference:	
Delivery Address:			
Customer Signature:			Sales Representative:

Door Type: (Please tick)	Raw Double Sided <input type="checkbox"/>	Thermolaminated Single Sided <input type="checkbox"/>	Melamine Double Sided <input type="checkbox"/>	Other : <input type="checkbox"/>
Edge Profile: (Please tick)	Square <input type="checkbox"/>	1.5mm Pencil <input type="checkbox"/>	2mm Pencil <input type="checkbox"/>	3mm Pencil <input type="checkbox"/>
	5mm Pencil <input type="checkbox"/>	Beveled <input type="checkbox"/>	Step Pencil <input type="checkbox"/>	ABS <input type="checkbox"/>
Thermolaminated /Raw Door Style:			Thickness (mm):	
e.g. Lorne			e.g. 18mm	
Colour Name & Code:	TC402 Profile.		Texture:	
e.g. White			e.g. GL	

Line	Qty	Height (mm)	Width (mm)	D/S	Square Edge				Options & Accessories (Thermolaminated & Raw Only)	
					T	B	L	R	• Single Glass Frame • Colonial Glass Frame • Appliance Frame • Roller Shutter Surround	• Cap Moulding • Recessed Rails • Flutes
1										Hinge Position
2	2	495	496							96/96
3	3	756	415							96/96
4	1	756	447							None No hinges Bin Dr.
5	5	780	393							= 96/96
6	1	780	298							None
7	4	780	401							96/96
8	4	780	401							96/96
9	2	756	448							96/96
10	2	755	376							96/96
11	2	755	375							96/96
12	2	760	582		NO	ROUND				None No hinges Panels
13										
14										
15										
16										
17										
18										
19										

(15)

447  
448  
415

Acrilam Brilliant Surfaces  
350 Hume Hwy  
Craigieburn 3064

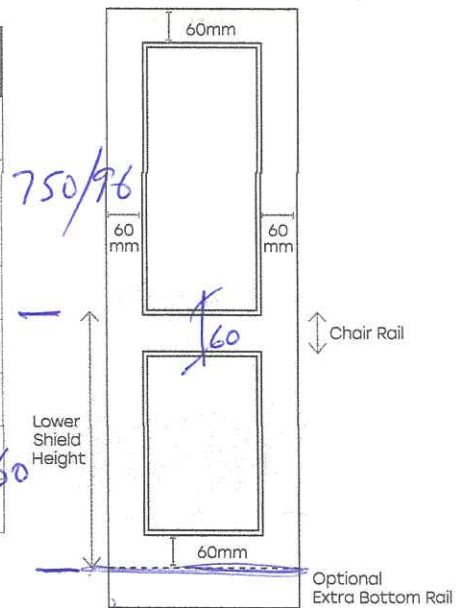
Send orders to:  
doors@acrilam.com.au  
03 9333 8777  
www.acrilam.com.au

## Doors Order Form

Door Type: (Please tick)	<input type="checkbox"/> Raw <small>Double Sided</small>	<input type="checkbox"/> Thermolaminated <small>Single Sided</small>	<input type="checkbox"/> Melamine <small>Double Sided</small>	<input type="checkbox"/> Other :
Edge Profile: (Please tick)	<input type="checkbox"/> Square	<input type="checkbox"/> 1.5mm Pencil	<input type="checkbox"/> 2mm Pencil	<input type="checkbox"/> 3mm Pencil
	<input type="checkbox"/> 5mm Pencil	<input type="checkbox"/> Beveled	<input type="checkbox"/> Step Pencil	ABS
Thermolaminated /Raw Door Style: e.g. Lorne				Thickness: (mm): e.g. 18mm
Colour Name & Code: e.g. White				Texture: e.g. GL

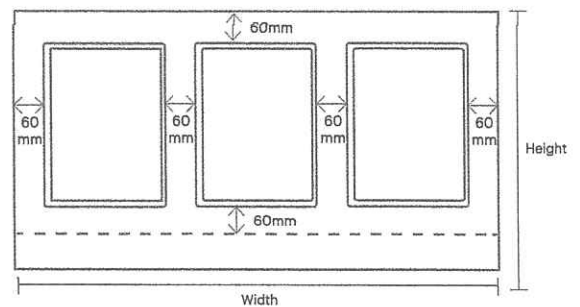
### PANTRY DOORS

Line	Qty	Height (mm)	Width (mm)	Lower Shield Height (mm)	Chair Rail		Extra Bottom Rail (Optional)	Square Edge						
					Single 60mm	Double 120mm		T	B	L	R			
1	3	2225	517	760	<input checked="" type="checkbox"/>		96/750							
2														
3														
4														
5														
6														
7														



### BAR PANELS

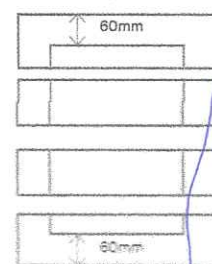
Line	Qty	Height (mm)	Width (mm)	Extra Bottom Rail (Optional)	Number of Profiles	Square Edge			
						T	B	L	R
1	4	756	662						
2									
3									



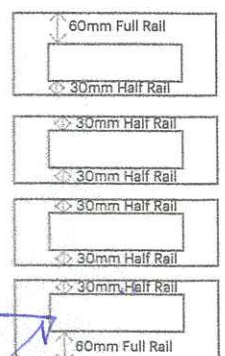
### DRAWERS

Line	Qty	Height (mm)	Width (mm)	Type	Drawer Heights (mm)		
				i.e. IND/BANK			
1	3	756	662	IND	377	377	
2	2	756	756	IND	210	270	270
3	2	756	654	IND	377	377	
4							
5							
6							

Drawer Bank  
Cut from a single door



Individual Drawers



### NOTES

Please refer to current Acrilam price list for product availability. Any alterations or remakes will incur a charge if not notified prior to order confirmation.

\* Acrilam colour will be used unless otherwise specified.