





NOTES:

This schedule is to be read in conjunction with the Drawings and Specification and Materials codes generally appear in boxes indicated on the drawings. Builder is to provide samples of materials and finishes as identified for approval by the Architect prior to installation. Some materials may require significant lead times - Builder must make allowance for this and program accordingly. Installation, handling and storage of all materials is to be in strict accordance with the manufacturer's specifications.

CODE	ITEM	IMAGE	NOTES	SUPPLIER	REV
ROOFING					
MR1	Metal Sheet Roofing		Product: Klip-lok Classic 700 Finish: Colorbond "Surfmist" Capping Finish: Colorbond "Surfmist" Complete system including downpipes, rainwater heads, box gutters, gutter tray sumps, cappings and flashings also to be in matching colour.	Lysaght T: (03) 8795 2100	
GT1	Fascia Gutter - Existing House		New guttering, downpipes and brackets to replace & match existing. Gutter and Bracket Finish: Colorbond in Dulux Monument. Downpipe Finish: Dulux Grey Pebble Quarter Strength.	Lysaght T: (03) 8795 2100	
RWH	Rain water head		Dambuster standard rainhead Rain head size: R300	Dambuster T: 0433 486 333 E:enquiries@dambuster.com.au	
MASONRY, CONCRETE, & RENDER					
BRK	Brick Typically		Common brick, suitable for rendering. Size: 230x110x76mm Finish: Bagged Brick Note: Allow extruded bricks with holes to suit hit and miss brick wall detail. Refer to Architectural and Structural documentation.	Builder to nominate	
BRT	Brick Tile Typically		Common brick tile, suitable for rendering. Size: 230x110x15mm Finish: Bagged Brick	Builder to nominate	
REH	Render House (External)		Acrylic based render to match existing. Sample to Architects approval.		
BAG	Bagged Brick Finish (External)		Bagged Textured finish <i>Sand & cement composition.</i> Refer to specification for details Colour: Refer to Paint Schedule Application: Brush finish Exact texture & finish TBC with subcontractor - builder to allow to provide samples on site for approval.	Builder to nominate	
CLADDING					
FC	FC Cladding		FC Sheet Pre-primed fibre cement sheet with a shiplap joint along its two vertical edges. Nom. Thickness: 8.5 Orientation: 3000mm lengthways	James Hardie	
TIMBER					






NOTES:

This schedule is to be read in conjunction with the Drawings and Specification and Materials codes generally appear in boxes indicated on the drawings. Builder is to provide samples of materials and finishes as identified for approval by the Architect prior to installation. Some materials may require significant lead times - Builder must make allowance for this and program accordingly. Installation, handling and storage of all materials is to be in strict accordance with the manufacturer's specifications.

CODE	ITEM	IMAGE	NOTES	SUPPLIER	REV
TC1	Timber Cladding Board		Species: H3 Preprimed Pine Profile: FJ Shiplap 138x18mm Alignment: Vertical Fixing: Conceal Nailed Finish: Paint Finish	Builder to nominate	
LINING & TRIM					
PB1	Plasterboard to walls and ceilings		Flush-jointed plasterboard Finish: Paint finish	Builder to nominate	
MRP	Moisture resistant plasterboard		Flush-jointed moisture resistant plasterboard Finish: Paint Finish Refer to specification for details	Builder to nominate	
VB1	Villaboard		Flush jointed villaboard Finish: Paint finish Refer to specification for details	James Hardie	
TLC	Timber Lining Ceiling		Prefinished Ceiling Lining Species: Kiri Colour: Limewash Coating: Lacquer Format: Narrow Shiplap Fix boards on timber battens spaced at 450mm centres using both adhesive and mechanical methods. Install with permeable waterproof sarking to help prevent liquid and vapour moisture from impregnating the back of the boards. DELETED	Australian Timber Ceilings	D
COR	Cornice		126 Single Step Scotia Dimensions 60H x 70W mm	Plaster Profiles	
ARC	Architraves		Profile: To match existing Pre-primed FJ Pine architrave.	Builder to nominate	
SK1	Skirting board - To match existing	 <i>Photo of existing skirting</i>	FJ Pine skirting to match existing. Profile: Lambs tongue profile. Finish: Pre primed. Paint finish.	Builder to nominate.	
SK2	Flush skirting board		MDF Skirting board Size: 300H x 12 thk Finish: Paint Installation: P50 Shadowline to top of skirting- flush finish with wall.	Builder to nominate.	



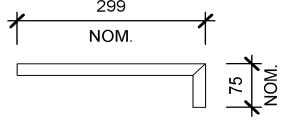



NOTES:

This schedule is to be read in conjunction with the Drawings and Specification and Materials codes generally appear in boxes indicated on the drawings. Builder is to provide samples of materials and finishes as identified for approval by the Architect prior to installation. Some materials may require significant lead times - Builder must make allowance for this and program accordingly. Installation, handling and storage of all materials is to be in strict accordance with the manufacturer's specifications.

CODE	ITEM	IMAGE	NOTES	SUPPLIER	REV
SK3	Skirting board		Pine Skirting board Size: 12THK x 92H Finish: Pre primed. Paint finish. Installation: Surface mounted	Builder to nominate.	
STONE SLABS					
STP	Man-made Stone	 Indicative slab only	Signorino Level Stone Porcelain Finish: Naturale Colour: Travertino Vein White Slab size: 1600 x 3200mm Thickness: 12mm thk Edge: Refer details Note: All joint locations TBC with architect Sealer: Not required.	Signorino Contact: Sonia Pablo sonia.pabla@signorino.com.au	
STV	Natural Stone	 Indicative slab only	Taj Mahal Finish: Honed Colour: Cream, White, Gold Slab size: 3500 x 1980 Thickness: 20mm Edge: Refer details. Note: All joint locations TBC with architect Sealer: 2 coats x Lithofin MN Stain Stop Note to clients: Heavily used surfaces such as kitchen counters should be retreated once a year. Remove stain causing materials from impregnated surfaces immediately. For regular maintenance of kitchen counter tops we recommend Lithofin MN Easy-Clean.	Baasar Stone Contact: Abhi Chatter info@baasarstone.com.au (03) 9357 7780	E
STN	Natural Stone	 Indicative slab only	Patagonia Bianco Finish: Honed Colour: Cream, Grey, Black Slab size: 3320 x 1850mm Thickness: 20mm Edge: Refer details. Note: All joint locations TBC with architect Sealer: 2 coats x Lithofin MN Stain Stop Note to clients: Heavily used surfaces such as kitchen counters should be retreated once a year. Remove stain causing materials from impregnated surfaces immediately. For regular maintenance of kitchen counter tops we recommend Lithofin MN Easy-Clean.	Baasar Stone Contact: Abhi Chatter info@baasarstone.com.au (03) 9357 7780	E
STL		 Indicative slab only	Laminam Fokos Sale Porcelain Finish: Textured Colour: Sale Slab size: 1620 x 3240mm Thickness: 12mm thk Edge: Refer details Note: All joint locations TBC with architect Sealer: Not required.	Laminam Contact: Louisa McVeigh 0413 551 423 l.mcveigh@laminam.com	
TILES & PAVING					
<i>Note: All tile / paving grout generally to be extra fine texture, eg. Mapei Ultracolor Plus - Kerapoxy / Keracolor Flexcolor</i>					





NOTES:

This schedule is to be read in conjunction with the Drawings and Specification and Materials codes generally appear in boxes indicated on the drawings. Builder is to provide samples of materials and finishes as identified for approval by the Architect prior to installation. Some materials may require significant lead times - Builder must make allowance for this and program accordingly. Installation, handling and storage of all materials is to be in strict accordance with the manufacturer's specifications.

CODE	ITEM	IMAGE	NOTES	SUPPLIER	REV
FT1	Porcelain Floor Tile		<p>Signorino Villa Stone Torino Latte Colour: Off white / Cream / Beige Finish: Grip Thickness: 8mm Size: 1200 x 600mm Pattern: Staggered Pendulum Slip Rating: TBC</p> <p>Sealer: not required</p> <p>Installation: To suppliers installation guide. Joint: 2mm Grout Colour: Mapei Silver Grey.</p> <p>Note: Allow for underfloor heating mat. Refer to Architectural Power Plan.</p>	<p>Signorino T: 1300 227 150</p> <p>Contact: Sonia Pabla sonia.pabla@signorino.com.au</p>	
FT4	Porcelain Floor Tile	 	<p>Signorino Villa Stone Torino Latte - Outdoor Tile Colour: Off white / Cream / Beige Finish: Grip Thickness: 20mm Size: 600 x 300mm Pattern: Staggered Pendulum Slip Rating: TBC</p> <p>Sealer: not required</p> <p>Installation: To suppliers installation guide. Joint: 2mm Grout Colour: Mapei Silver Grey.</p> <p>Pool Coping to pool edge: Custom mitre / square edge drop face, nom. 75mm drop to cover first course of water tile line.</p>	<p>Signorino T: 1300 227 150</p> <p>Contact: Sonia Pabla sonia.pabla@signorino.com.au</p>	A
FT2/WT2	Porcelain Floor Tile		<p>Stone Union Bianco In-Out Tile Colour: Light Grey Finish: Grip Thickness: 10mm Size: 600 x 600mm* textured Pattern: Refer to drawing setout. Pendulum Slip Rating: P4</p> <p>Sealer: not required Joint: 2mm Grout Colour: Mapei Silver Grey.</p>	<p>National Tiles</p> <p>Contact: Genie Bird gbird@nationaltiles.com.au</p>	
FT3/WT3	Porcelain Wall Tile		<p>Unique Travertine White (Vein Cut) Finish: Natural Thickness: 10mm Tile Size: 900x1800mm Pattern: Refer to drawing for setout. Pendulum Slip Rating: P5</p> <p>Grout Colour: Mapei Silver Grey. Sealer: not required</p>	<p>Signorino</p> <p>Contact: Sonia Pabla sonia.pabla@signorino.com.au</p>	
LAMINATE & VENEERS					
TV1	Timber look melamine laminate		<p>Polytec Woodmatt MR E0 Colour: Bottega Oak Sheet size: 1200 x 2400 x 16THK, 1800 X 3600 X 18THK Grain direction: run vertical U.N.O. Note: Supply with matching durable 1mm ABS edging</p>	<p>Polytec T: 1300 300 537</p> <p>Contact: Krissy Blagoeva E: blagoevak@polytec.com.au</p>	

NOTES:

This schedule is to be read in conjunction with the Drawings and Specification and Materials codes generally appear in boxes indicated on the drawings. Builder is to provide samples of materials and finishes as identified for approval by the Architect prior to installation. Some materials may require significant lead times - Builder must make allowance for this and program accordingly. Installation, handling and storage of all materials is to be in strict accordance with the manufacturer's specifications.

CODE	ITEM	IMAGE	NOTES	SUPPLIER	REV
TV2	Timber look melamine laminate		Polytec Woodmatt MR E0 Colour: Hazel Oak Sheet size: 1200 x 2400 x 16THK, 1800 X 3600 X 18THK Grain direction: run vertical U.N.O. Note: Supply with matching durable 1mm ABS edging	Polytec T: 1300 300 537 Contact: Krissy Blagoeva E: blagoevak@polytec.com.au	
LAM1	Melamine laminate		Polytec Verdelho Smooth MR E0 Colour: Verdelho Smooth Sheet size: 1200 x 2400 x 16THK, 1800 X 3600 X 18THK Grain direction: run vertical U.N.O. Note: Supply with matching durable 1mm ABS edging	Polytec T: 1300 300 537 Contact: Krissy Blagoeva E: blagoevak@polytec.com.au	
GLASS & MIRROR					
MIR	Mirror		4mm thk mirror, polished edge Refer drawings for sizes and locations Note: Mirror to sit flush with adjoining wall finish unless otherwise noted.	Builder to nominate	
GLS	Shower Screen		Semi-frameless Clear Glass screen. Fingerpull: 30mm diameter round cutout 1050 AFFL (refer image) to shower doors. Refer drawings for sizes and locations. Notes: - Glass to be siliconed into recessed floor and wall channel unless otherwise noted on drawings. Provide with Nanoclean / Enduroshield easy-clean coating.	Builder to nominate	
CARPET					
CAR1	Carpet		Victoria Carpets Range: Tudor Twist Supreme Colour: TTS 54 Lionheart Fibre: NZ Wool Style: Twist Pile content: 80% wool, 20% synthetic Carpet thickness: 10mm Underlay: Select Gold or similar Code:SG1080 Thickness: 10mm	Victoria Carpets 1800 136 040	
CSR	Carpet Stair Runner		Flatweave stair runner Supplier: On a roll carpet & vinyl Stair rods: None required Runner pattern: Broomley - Downing	On a Roll Carpet & Vinyl 79-81 Westgate Dr ALTONA NORTH Tel: 03 9995 5036	